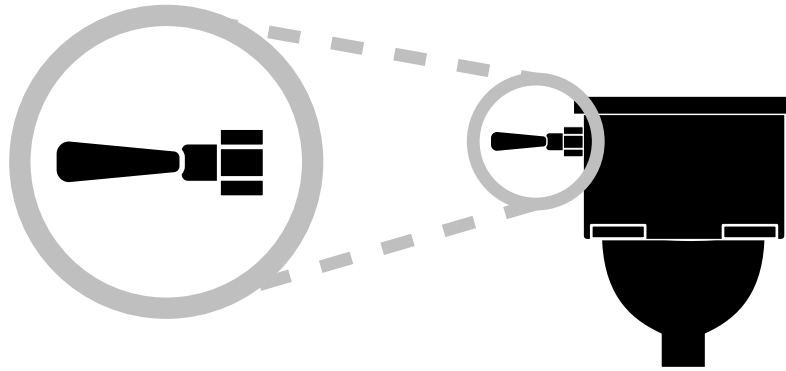



# How to Flush in Three Easy Steps

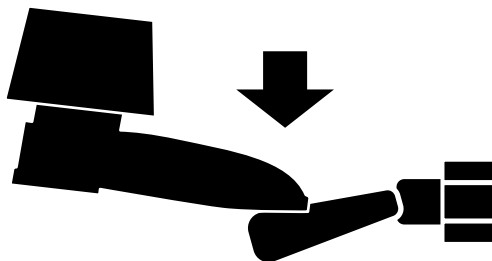
## 1. Locate Handle



## 2. Move Shoe<sup>1</sup> Into Position



## 3. Push Shoe in Downward Direction<sup>2</sup>



---

<sup>1</sup> Use of the shoe instead of hand is recommended for sanitary reasons.

<sup>2</sup> Toilets require you to hold down flushing lever for approximately 2 seconds.